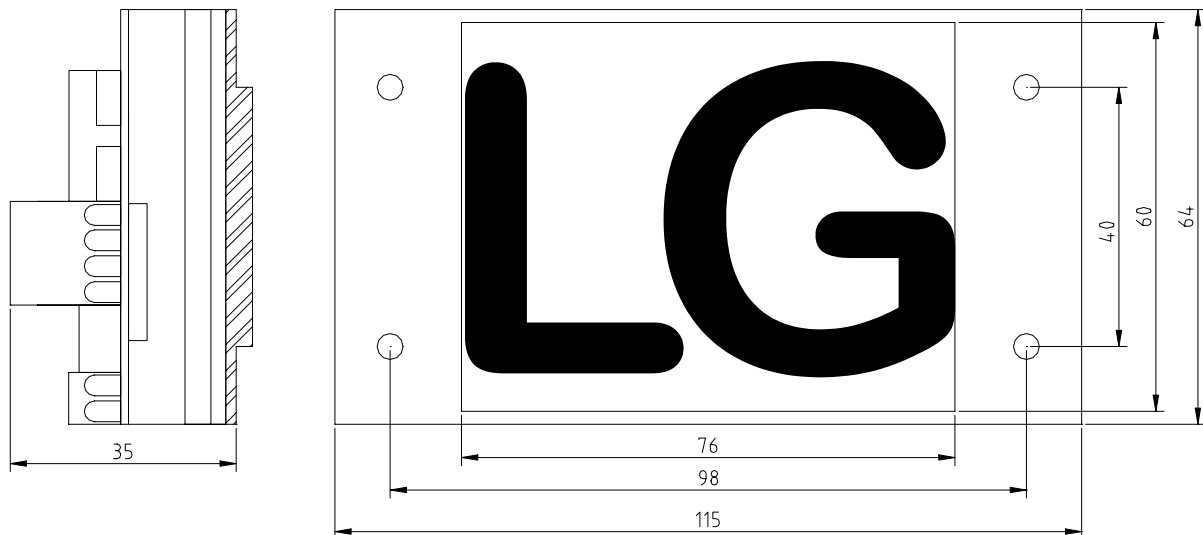


**MFLCD35****Faceplate Cut-Out: 60(h) x 76(w) mm****Fixings: 4x M3x30mm studs****Description**

Full colour TFT LCD display: 256,000 colours, 76(w) x 58(h) viewing area, 320x240 pixel resolution, wide viewing angle: 140 degrees (left to right), high brightness: 400cd/m<sup>2</sup>

Compact design; directly replaces MFDU50-2(A) dot matrix indicator.

Huge choice of background, floor character and message colour combinations along with variety of font designs.

**Standard Floor Library**

0 to 31, A to Z, -1 to -8, B1 to B8  
LB, UB, SB, LG, UG, LM, UM, MZ, SL, CP, GR, 04, 03, 02, 01

**Standard Features**

- Double character position
- Override hall lantern arrows
- Out of service symbol
- Horizontal scrolling messages
- Vertical scrolling (floor changes)

**Switch Selectable Features**

- Scrolling running arrow inserted between roll-over floor changes
- Hall lantern floor designations
- Landing or car indicator function
- Electronic chime volume

**Electrical Detail**

Continuous power supply: 12vdc to 37vdc or 12vac to 24vac  
Power supply consumption: 240mA @12vdc

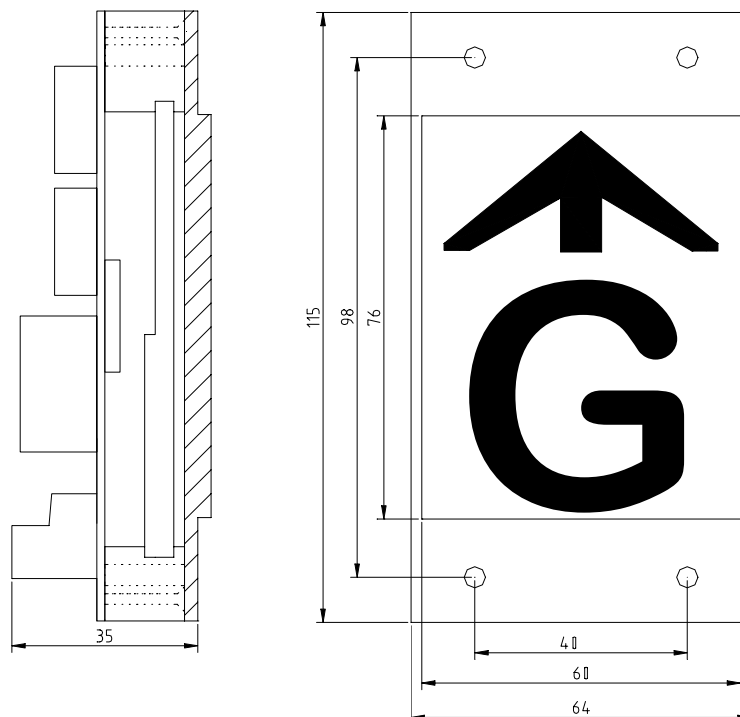
**General**

Unit supplied loose with a drilled & rebated Polycarbonate lens (5mm thick, clear) & fixing spacers

**Optional Items**

- Electronic chime
- Stainless steel faceplate & mild steel backbox
- Angled stainless steel surface mount enclosure

**THIS UNIT CONNECTS ONTO OUR 4-WIRE NETWORK; THEREFORE, A CONTROL UNIT MUST BE ORDERED FOR EACH LIFT**

**MFLCD35V****Faceplate Cut-Out: 76(h) x 60(w) mm****Fixings: 4x M3x25mm studs****Description**

Full colour TFT LCD display: 256,000 colours, 60(w) x 76(h) viewing area, 320x240 pixel resolution, wide viewing angle: 140 degrees (left to right), high brightness: 400cd/m<sup>2</sup>

Compact design; same fixings as MFDU50-2(A) dot matrix indicator.

Huge choice of background, floor character and message colour combinations along with variety of font designs.

**Standard Floor Library**

0 to 31, A to Z, -1 to -8, B1 to B8  
LB, UB, SB, LG, UG, LM, UM, MZ, SL, CP, GR, 04, 03, 02, 01

**Standard Features**

Double character position  
Override hall lantern arrows  
Out of service symbol  
Vertical scrolling floor changes & messages

**Switch Selectable Features**

Scrolling running arrow inserted between roll-over floor changes  
Hall lantern floor designations  
Landing or car indicator function  
Electronic chime volume

**Electrical Detail**

Continuous power supply: 12vdc to 37vdc or 12vac to 24vac  
Power supply consumption: 240mA @12vdc

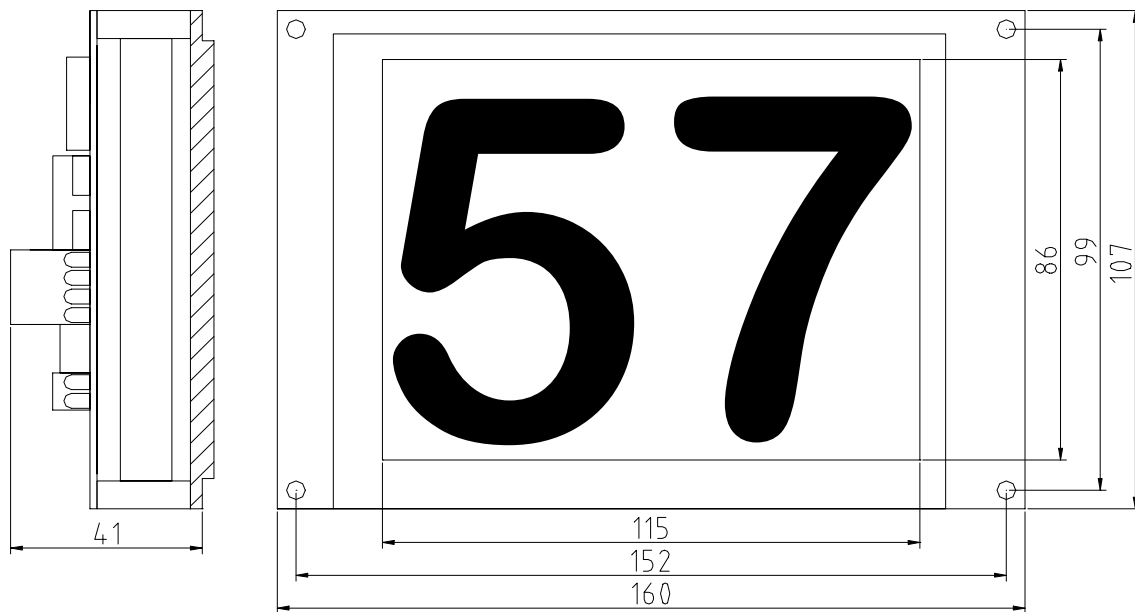
**General**

Unit supplied loose with a drilled & rebated Polycarbonate lens (5mm thick, clear) & fixing spacers

**Optional Items**

Electronic chime  
Stainless steel faceplate & mild steel backbox  
Angled stainless steel surface mount enclosure

**THIS UNIT CONNECTS ONTO OUR 4-WIRE NETWORK; THEREFORE, A CONTROL UNIT MUST BE ORDERED FOR EACH LIFT**

**MFLCD57****Faceplate Cut-Out: 94h) x 124(w) mm****Fixings: 4x M3x30mm studs****Description**

Full colour TFT LCD display: 256,000 colours, 115(w) x 86(h) viewing area, 320x240 pixel resolution, wide viewing angle: 140 degrees (left to right), high brightness: 600cd/m<sup>2</sup>

Huge choice of background, floor character and message colour combinations along with variety of font designs.

**Standard Floor Library**

0 to 31, A to Z, -1 to -8, B1 to B8  
LB, UB, SB, LG, UG, LM, UM, MZ, SL, CP, GR, 04, 03, 02, 01

**Standard Features**

- Double character position
- Override hall lantern arrows
- Out of service symbol
- Horizontal scrolling messages
- Vertical scrolling (floor changes)
- Time & Date (Car Mode – if fitted) with summer/winter time correction

**Switch Selectable Features**

- Scrolling running arrow inserted between roll-over floor changes
- Hall lantern floor designations
- Landing or car indicator function
- Electronic chime volume
- Time/Date setting – if fitted

**Electrical Detail**

Continuous power supply: 12vdc to 37vdc or 12vac to 24vac  
Power supply consumption: 240mA @12vdc

**General**

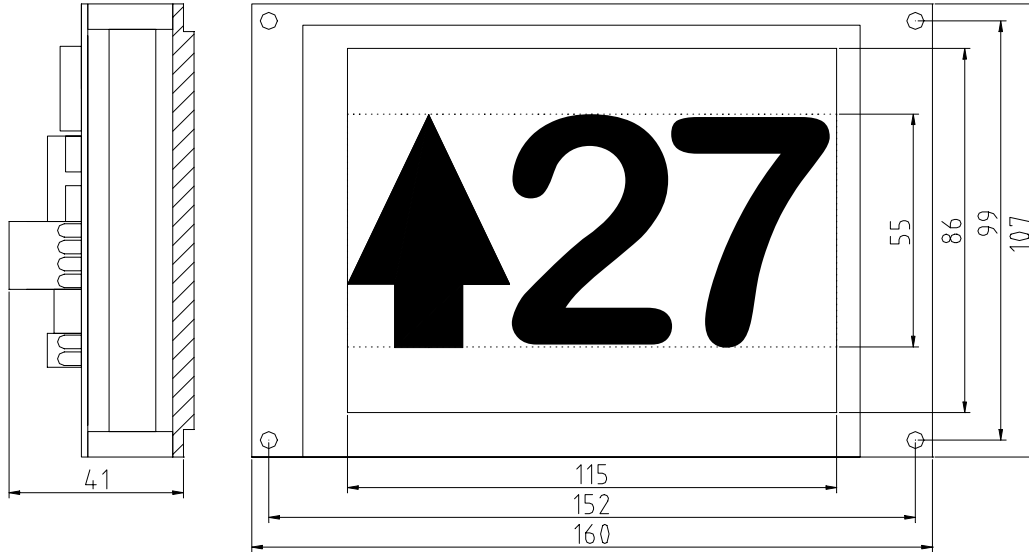
Unit supplied loose with a drilled & rebated Polycarbonate lens (5mm thick, clear) & fixing spacers

**Optional Items**

- Electronic chime
- Stainless steel faceplate & mild steel backbox
- Angled stainless steel surface mount enclosure

**THIS UNIT CONNECTS ONTO OUR 4-WIRE NETWORK; THEREFORE, A CONTROL UNIT MUST BE ORDERED FOR EACH LIFT**

# MFLCD57-3H



<b>Description</b>	<p>Full colour TFT LCD display: 256,000 colours, 115(w) x 86(h) viewing area, 320x240 pixel resolution, wide viewing angle: 140 degrees (left to right), high brightness: 600cd/m<sup>2</sup></p> <p>Huge choice of background, floor character and message colour combinations along with variety of font designs.</p>
<b>Standard Floor Library</b>	<p>0 to 31, A to Z, -1 to -8, B1 to B8          LB, UB, SB, LG, UG, LM, UM, MZ, SL, CP, GR, 04, 03, 02, 01</p>
<b>Standard Features</b>	<p>Double character position with simultaneous running arrows          Override hall lantern arrows          Out of service symbol          Horizontal scrolling messages          Vertical scrolling</p>
<b>Switch Selectable Features</b>	<p>Hall lantern floor designations          Landing or car indicator function          Electronic chime volume</p>
<b>Electrical Detail</b>	<p>Continuous power supply: 12vdc to 37vdc or 12vac to 24vac          Power supply consumption: 240mA @12vdc</p>
<b>General</b>	<p>Unit supplied loose with a drilled &amp; rebated Polycarbonate lens (5mm thick, clear) &amp; fixing spacers</p>
<b>Optional Items</b>	<p>Electronic chime          Stainless steel faceplate &amp; mild steel backbox          Angled stainless steel surface mount enclosure</p>

## Standard Colour Options for MFLCD35-2 Display Unit

(version with two characters & no simultaneous running arrow)

	Colour Combinations										
<b>Floor Character</b>	WHITE	BLACK	BLUE	WHITE	BLUE	WHITE	RED = DOWN GREEN = UP	RED = DOWN GREEN = UP	YELLOW	YELLOW	AMBER
<b>Background</b>	BLACK	WHITE	WHITE	BLUE	BLACK	RED = DOWN GREEN = UP	BLACK	WHITE	BLACK	BLUE	BLACK
<i>TICK BOX FOR COLOUR CHOICE</i>											

**NOTES:** Messages are in the same colour as the floor character

## Standard Colour Options for MFLCD35-2A Display Unit

(version with single character & simultaneous running arrow)

	Colour Combinations							
<b>Floor Character</b>	WHITE	BLACK	BLUE	WHITE	BLUE	YELLOW	YELLOW	AMBER
<b>Background</b>	BLACK	WHITE	WHITE	BLUE	BLACK	BLACK	BLUE	BLACK
<i>TICK BOX FOR COLOUR CHOICE</i>								

**NOTES:** Arrows are: RED for DOWN and GREEN for UP

Messages are in the same colour as the floor character

## Custom Colour Options for MFLCD35-2(A) Display Unit

	Colour Combinations
<b>Floor Character</b>	
<b>Background</b>	

**NOTE:** If possible, samples of custom colours should be emailed or posted to avoid errors.

If sample colours are not sent variations may occur.

## Standard Colour Options for MFLCD57-2 Display Unit

(version with two characters & no simultaneous running arrow)

	Colour Combinations										
<b>Floor Character</b>	WHITE	BLACK	BLUE	WHITE	BLUE	WHITE	RED = DOWN GREEN = UP	RED = DOWN GREEN = UP	YELLOW	YELLOW	AMBER
<b>Background</b>	BLACK	WHITE	WHITE	BLUE	BLACK	RED = DOWN GREEN = UP	BLACK	WHITE	BLACK	BLUE	BLACK
<i>TICK BOX FOR COLOUR CHOICE</i>											

**NOTES:** Messages are in the same colour as the floor character

## Standard Colour Options for MFLCD57-2A Display Unit

(version with single character & simultaneous running arrow)

	Colour Combinations							
<b>Floor Character</b>	WHITE	BLACK	BLUE	WHITE	BLUE	YELLOW	YELLOW	AMBER
<b>Background</b>	BLACK	WHITE	WHITE	BLUE	BLACK	BLACK	BLUE	BLACK
<i>TICK BOX FOR COLOUR CHOICE</i>								

**NOTES:** Arrows are: RED for DOWN and GREEN for UP

Messages are in the same colour as the floor character

## Custom Colour Options for MFLCD57-2(A) Display Unit

	Colour Combinations
<b>Floor Character</b>	
<b>Background</b>	

**NOTE:** If possible, samples of custom colours should be emailed or posted to avoid errors.  
If sample colours are not sent variations may occur.

**Standard Colour Options for MFLCD57-3 Display Unit**  
 (version with two characters & simultaneous running arrow)

	Colour Combinations							
<b>Floor Character</b>	WHITE	BLACK	BLUE	WHITE	BLUE	YELLOW	YELLOW	AMBER
<b>Background</b>	BLACK	WHITE	WHITE	BLUE	BLACK	BLACK	BLUE	BLACK
<i>TICK BOX FOR COLOUR CHOICE</i>								

**NOTES: Arrows are: RED for DOWN and GREEN for UP**  
**Messages are in the same colour as the floor character**

**Custom Colour Options for MFLCD57-3 Display Unit**

	Colour Combinations
<b>Floor Character</b>	
<b>Background</b>	

**NOTE: If possible, samples of custom colours should be emailed or posted to avoid errors.**  
**If sample colours are not sent variations may occur.**